



Phonics International - resources

These are the resources that your child/children will be using in their phonics lessons.



All children in the school have their own resources for phonics lessons. Children always write in pencil, even if they have their pen licence. The teacher may ask the children to use pens to draw sound dashes in their pink exercise books.



All children have their very own No-Nonsense Phonics workbook. There are nine books in total: Book 1, Book 2 and so on.

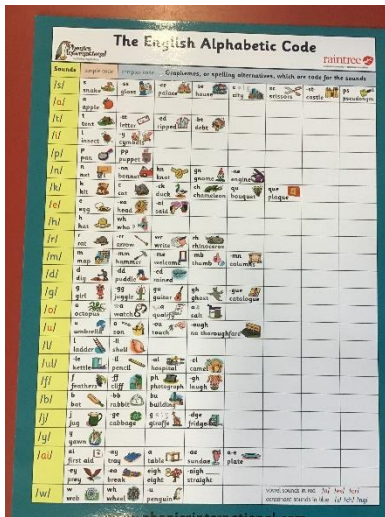
Some children might be using more than one level of book, e.g. a book that they use with their whole class and a book that they use in a small group or 1:1 for extra practice.



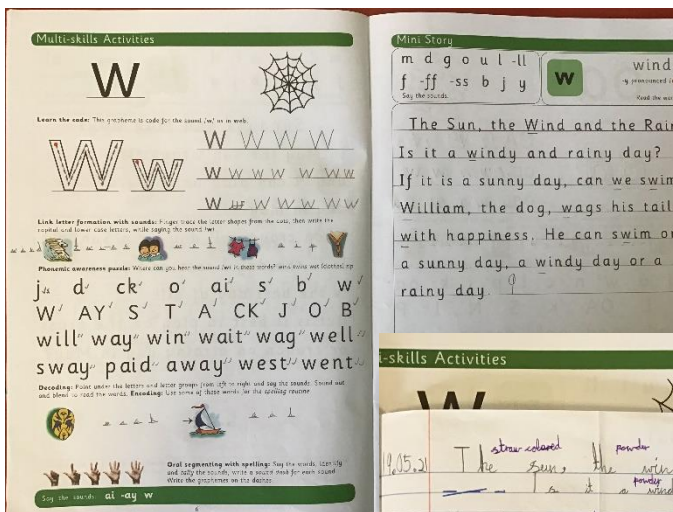
All children also have an A5 pink exercise book which they use to practise weekly spelling lists, write dictations, copy-write or self-dictate 'Mini-Stories' and any other challenges or practices that the teacher provides.



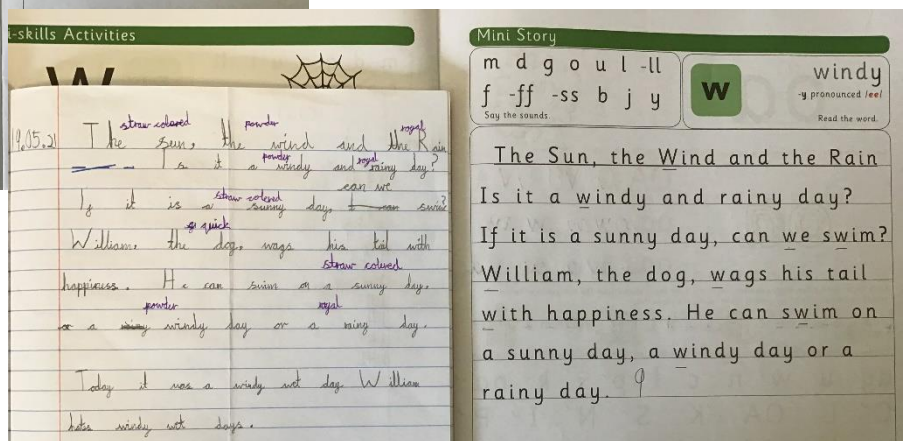
As well as the main resources, children also have a folder where they keep safe any other pieces of phonics work.




Every class in the school has a large wall poster of The English Alphabetic Code. This is used for phonics lessons as well as incidental teaching.



All children know the routine of using the No-Nonsense books and/or the Phonics International resources. Children work independently through the routine, whilst the teacher guides and facilitates individuals or a small group.



Children can be challenged by up-levelling the 'Mini-Stories' using the purple, editing pens.



Children might use a pen to draw sound dashes after counting the sounds of a single word.



miss

miss